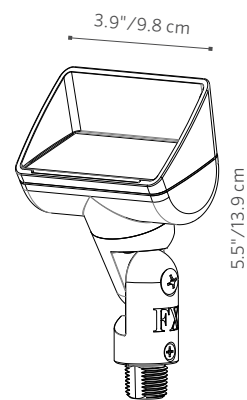




The PB is a compact LED wall wash lighting solution. Available in 1 or 3 LED with full color lens options of frosted, blue, amber, and green included. The wider angle of the PB allows a broader lighting option for larger structures and spaces. Engineered with solid construction, yet petite in size.

PB: Up Light

NUMBER OF LEDS:	1	3
HALOGEN LUMEN OUTPUT EQUIVALENT:	10 Watt	20 Watt
USEFUL LED LIFE (L70):	50,000 hrs avg	50,000 hrs avg
INPUT VOLTAGE:	10 to 15V	10 to 15V
VA TOTAL: (Use this number to size the transformer)	2.4	4.5
WATTS USED:	2.0	4.2
LUMENS PER WATT (EFFICACY)	34	37
MAX LUMENS:	71	151
CCT (Ra)	67.3	67





PB: Up Light

FACTORY INSTALLED OPTIONS: Order 1 + 2 (optional) + 3 + 4

Step	Description	Code
1	FIXTURE	PB
2	OPTIONAL ZD	ZD (Refer to the Luxor page in the Lighting Control section)
3	LAMP	1LED, 3LED (50,000 avg. life hours)
4	FINISH	AB*, AT*, NP*, BS, WG, FW, AL, BZ, DG, WI, VF, SB, FB

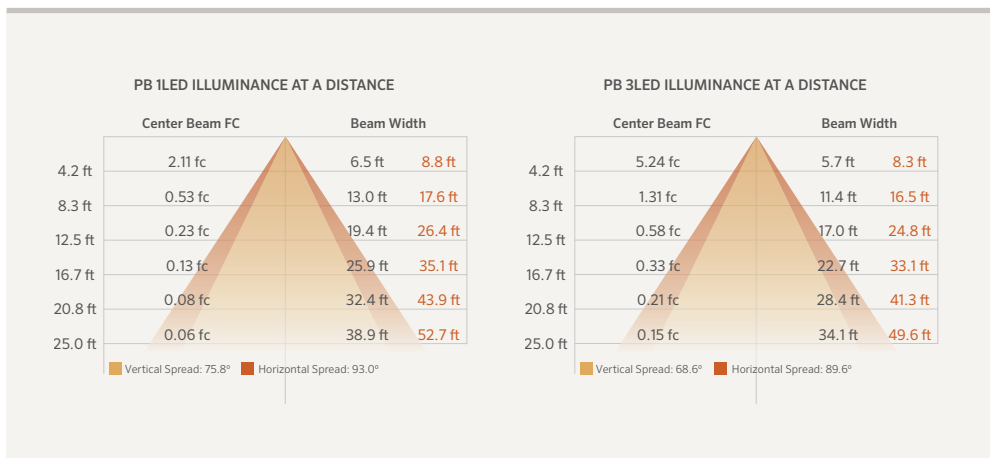
EXAMPLE: PB-ZD-3LED-AT = PB - ZD Option - 3LED Board - Antique Tumbled Finish

FIELD INSTALLED OPTIONS: Order Individually

Mounting Options	
Long Slot Spike (250015840000) 2.5" x 10" Included ▶	 Long Slot Spike  Super Slot Spike  Super J-Box XX**  Post Mount XX**
Super Slot Spike (753900) 2" x 10"	
SuperJ-Box (SJ-XX**) 2.5" x 12"	
Post Mount (PM-XX**) 2.5" x 13"	





EXAMPLE: 753900 = Super Slot Spike

PHOTOMETRICS:












Beam angle is calculated using LM-79 method for SSL Luminaires:
 "Beam angle is defined as two times the vertical angle at which the intensity is 50% of the maximum."

METALS

-  **AB** = Antique Bronze* (On Brass)
-  **AT** = Antique Tumbled* (On Brass)
-  **NP** = Nickel Plate*
-  **BS** = Natural Brass

POWDER COAT

-  **WG** = White Gloss
-  **FW** = Flat White
-  **AL** = Almond
-  **BZ** = Bronze Metallic
-  **DG** = Desert Granite
-  **WI** = Weathered Iron
-  **VF** = Verde Speckle
-  **SB** = Sedona Brown
-  **FB** = Flat Black

The PB includes choice of LED board, choice of finish, 4 ft lead wire and a Long Slot Spike.

 All PB up lights come standard with amber, green, blue and frosted filters

* May require longer lead time
 ** Denotes finish option

