




*FG is a beautiful blend of solid brass and copper with clean, classic lines. Its timeless design complements many themes, from Craftsman to Tudor style architectures.*

### FG: Path Light

NUMBER OF LEDs:	1	3	6	9
HALOGEN LUMEN OUTPUT EQUIVALENT:	10 Watt	20 Watt	35 Watt	50 Watt
USEFUL LED LIFE (L70):	50,000 hrs avg	50,000 hrs avg	50,000 hrs avg	50,000 hrs avg
INPUT VOLTAGE:	10 to 15V	10 to 15V	10 to 15V	10 to 15V
VA TOTAL: (Use to size the lighting controller)	2.4	4.5	13.5	13.5
WATTS USED:	2.0	4.2	10.1	11.2
LUMENS PER WATT (EFFICACY)	37	42	50	54
MAX LUMENS:	74	167	374	474
CRI (Ra)	84	81	81	79





# FG: Path Light

**FACTORY INSTALLED OPTIONS:** Order 1 + 2 (optional) + 3 + 4

Step	Description	Code
1	FIXTURE	FG
2	OPTIONAL ZD	ZD (Refer to the Luxor page in the Lighting Control section)
3	LAMP	1LED, 3LED, 6LED & 9LED (50,000 avg. life hours)
4	FINISH	AB*, AT*, CU, NP*, WG, FW, AL, BZ, DG, WI, VF, SB, FB

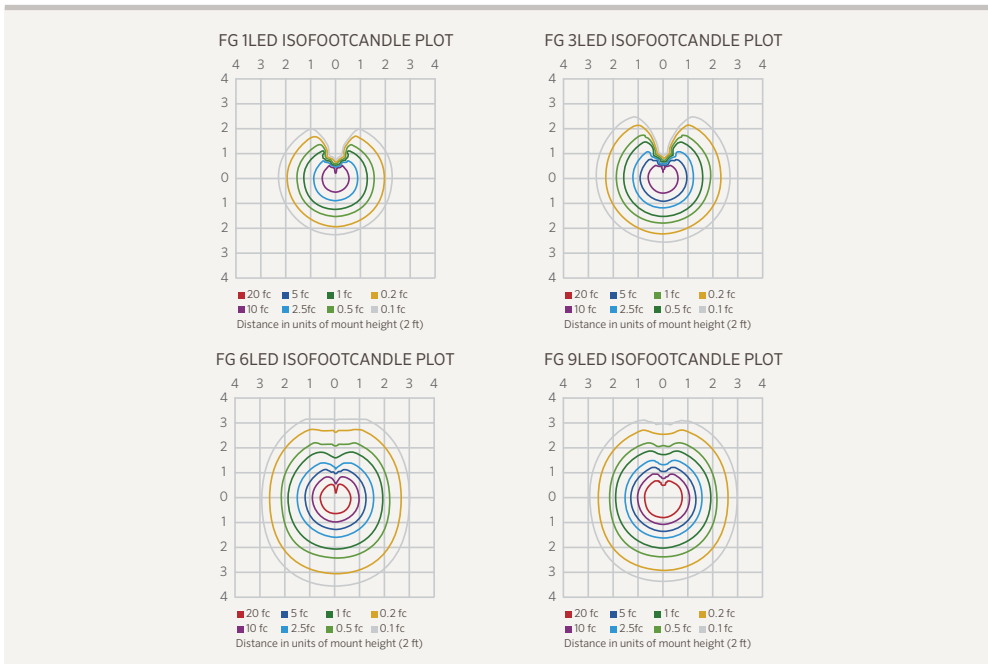
**EXAMPLE:** FG-ZD-3LED-SB = FG - ZD Option - 3 LED Board - Sedona Brown Finish

**FIELD INSTALLED OPTIONS:** Order Individually

Mounting Options	
Long Slot Spike (250015840000) 2.5" x 10" <b>Included</b> ▶	<p>Long Slot Spike      Super Slot Spike      Super J-Box XX**      Post Mount XX**</p>
Super Slot Spike (753900) 2" x 10"	
SuperJ-Box (SJ-XX**) 2.5" x 12"	
Post Mount (PM-XX**) 2.5" x 13"	

**EXAMPLE:** 753900 = Super Slot Spike

**PHOTOMETRICS:**



The FG includes your choice of LED board, finish, 5 ft. lead wire and a Long Slot Spike.

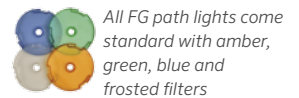
**METALS**

	AB = Antique Bronze* (On Copper)
	AT = Antique Tumbled* (On Copper)
	CU = Copper
	NP = Nickel Plate*

**POWDER COAT**

	WG = White Gloss
	FW = Flat White
	AL = Almond
	BZ = Bronze Metallic
	DG = Desert Granite
	WI = Weathered Iron
	VF = Verde Speckle
	SB = Sedona Brown
	FB = Flat Black

The FG includes choice of LED board and finish, 3 ft lead wire and a Long Slot Spike.



\* May require longer lead time

\*\* Denotes finish code

